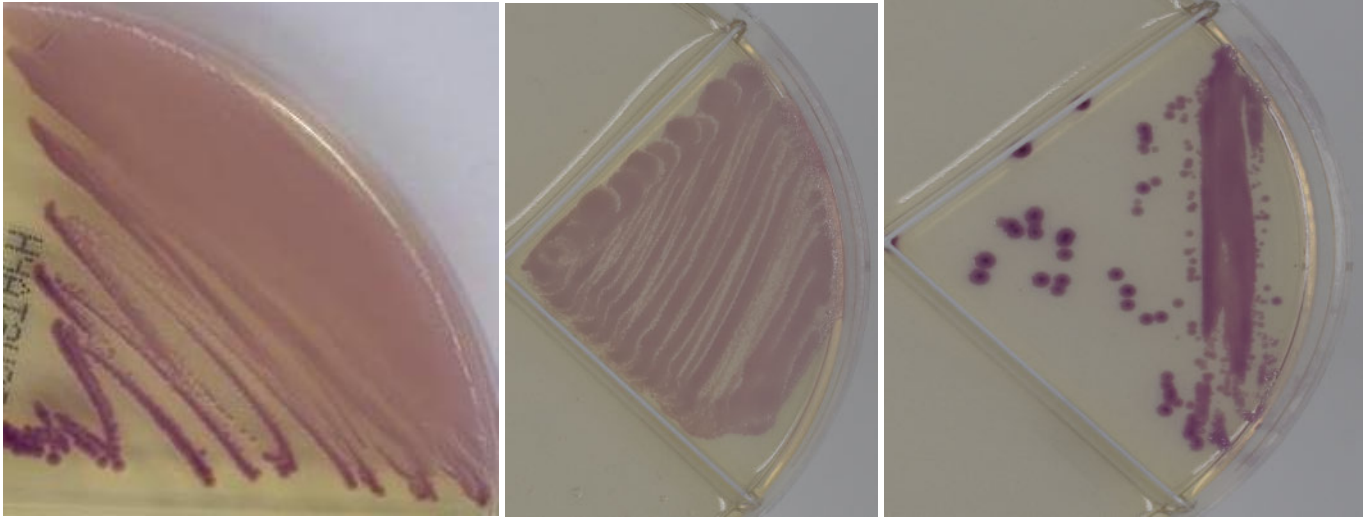


ACCUSTAPH®

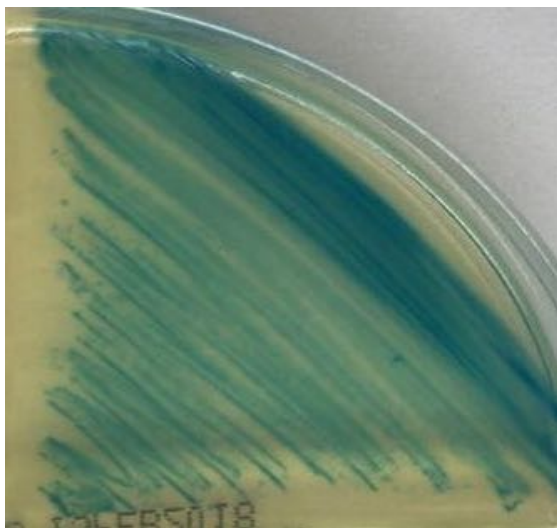
DESIGNED TO KEEP STAPH AUREUS AT BAY

FOR USE WITH THE ACCUMAST® MASTITIS CULTURE SYSTEM;
SCREEN FOUR COWS FOR STAPHYLOCOCCUS AUREUS AT ONCE.

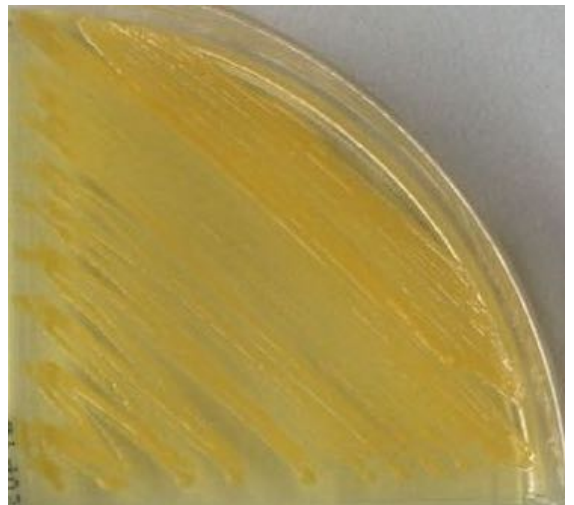
PINK: Staphylococcus aureus




BLUE: Staphylococcus equorum



YELLOW: Staphylococcus warneri



GREEN: Staphylococcus haemolyticus



WHITE: Staphylococcus chromogenes



ACCUSTAPH®

DESIGNED TO KEEP STAPH AUREUS AT BAY

FOR USE WITH THE ACCUMAST® MASTITIS CULTURE SYSTEM;
SCREEN FOUR COWS FOR STAPHYLOCOCCUS AUREUS AT ONCE.

Storage:

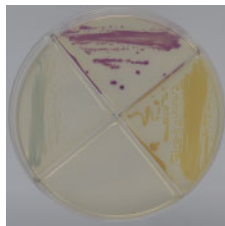
AccuStaph® may be shipped and stored for brief periods at room temperature. Refrigerate the package for long-term storage.

Making the Culture:

1. Collect the milk from affected quarter aseptically, into a labeled sterile vial and keep refrigerated till culture.
2. In a clean environment, using a sterile cotton tipped swab, streak the sample onto surface of one section of the **AccuStaph®** quad plate. Use a side-to-side motion and cover the entire surface of the bacterial media.

AccuStaph® kit can test 4 different milk samples

3. Replace the lid and incubate lid side down for 16 hours at 37°C (98.6°F).
4. Between 16 and 24 hours interpret each section of the plate based on the Guide images.



Mixed infections may occur. Pure colored colonies in the same section indicates mixed infections. A frozen milk samples may be plated.

Need help? Text a picture of your culture to
(607) 342-3082
or email it to: inquiry@feraah.com

