







# ELANCO PARASITICIDES

## MIXING & APPLICATION GUIDE



### CHEMICAL CLASSES


-  Insect Growth Regulator (IGR)
-  Spinosyns
-  Pyrethroids
-  Neonicotinoids
-  Organophosphates
-  Milbemycin





See product labels for complete product information, indications and application instructions.


### KEY

CATTLE TYPE


 Beef


 Dairy


 Non-Lactating Dairy Only


 Premise


PESTS


 Beetles


 Flies


 Grubs

 Lice


 Mites


 Ticks


 Worms


 Broad Spectrum


APPLICATIONS


 Backrubber


 Dust


 Ear Tag


 Feed Additive


 Fog

 Mist
















 Pour-On

 Scatter

 Spray

 Wetdown













### INSECTICIDE EAR TAGS

PRODUCT	CHEMICAL CLASS	MIXING RATE	DURATION	APPLICATION	HOW TO ADMINISTER	INTENDED USE
		N/A	Up to 5 months	On Animal 	Use Allflex® Universal Total Tagger with red pin and black clip to apply tags to cattle.	 
		N/A	Up to 5 months	On Animal 		 
		N/A	Up to 5 months	On Animal 		 









### DUSTS
























































		Ready to use		Resting areas 	Apply lightly and uniformly to infested areas: floors, walls and bedding, cracks and crevices	
		Ready to use	Continuous	On Animal 	Self-treating dust bag or shaker can application	  
		Ready to use	Continuous	On Animal 	Self-treating dust bag or shaker can application	 

### LARVICIDES

		1.5 lbs./ton	Continuous	Breeding areas 	Product is to be mixed and fed to the animal each day.	
		1 lb./1 gal.	2-3 weeks	Breeding areas 	Spray on fly breeding sites with hand-pressurized or power-operated sprayers, or other suitable spray equipment or, scatter around premise and facilities.	
		2 fl. oz./10 gal.	2-3 weeks	On Animal, Breeding Areas, Resting Areas 	Use enough water in a directed spray to contact flies and their resting surfaces. Spray thoroughly, but do not allow runoff to occur.	 

### FLY BAITS

		Ready to use	Weekly/as needed	Bait 	Scatter around premise and facilities. Can also be mixed with water and sprayed.	
		1 lb./1 gal. water	2 weeks outdoors 6 weeks indoors	Bait 	Spray product where flies aggregate: on walls, around windows, on surfaces.	

	PRODUCT	CHEMICAL CLASS	MIXING RATE	DURATION	APPLICATION	HOW TO ADMINISTER	INTENDED USE
POUR-ONS	<b>Clean-Up<sup>TM</sup> II</b> Pour-On Insecticide with IGR 		Ready to use	2-3 weeks	On animal 	Pour along back line and down face.	
	<b>Cylence<sup>®</sup></b> Pour-On Insecticide 		Ready to use	3 weeks	On animal 	Apply required amount of solution directly along the top of the back and top of the head of the animal.	
	<b>Permethrin<sup>®</sup> CDS</b> Pour-On Insecticide 		Ready to use	2 weeks as needed	On animal, resting area, knockdown 	Pour label directed dosage along back and down face.	
	<b>CYDECTIN<sup>®</sup></b> (moxidectin) Pour-On 		Ready to use	2-3 weeks	On animal 	Apply 1 ml for each 22 lbs. of body weight along the top of back from the withers to tailhead.	
INJECTABLES	<b>CYDECTIN<sup>®</sup></b> (moxidectin) Injectable 		Ready to use	2-4 weeks	Injectable	Injectable should be administered by subcutaneous injection under the loose skin in front of or behind the shoulder.	
SPRAYS	 <b>Agita<sup>®</sup> 10 WG</b> 		4 oz./30 fl. oz. 8 oz./60 fl. oz. 16 oz./120 fl. oz. 2.2 lbs./2 gal.	2-3 weeks as needed	Bait 	Mix product and apply spray to intended treatment area.	
	<b>Catron<sup>®</sup> IV</b> 		Ready to use	3 weeks, as needed	On animal 	For flies: Thoroughly spray forelegs, withers and back. For wounds: Spray directly onto wound and surrounding area.	
	<b>Co-Ral<sup>®</sup></b> Fly & Tick Spray 		1/2 gal. per 100 gal. H <sub>2</sub> O	Do not apply less than 10 days apart	On animal 	Operate spray equipment to thoroughly penetrate the hair coat.	
	<b>Permethrin<sup>®</sup> II</b> 		<b>Ready to use spray:</b> 8 oz./6.25 gal. 1 qt./25 gal. <b>Backrubbers and Oilers:</b> 8 oz./5 gal. or 1 qt./20 gal. <b>Spot Spray:</b> 2 oz./1 gal. oil or water <b>Spray:</b> 8 oz./50 gal. or 1 qt./200 gal. water	Do not spray less than 2 weeks apart	On animal, resting areas, knockdown 	<b>Premise</b> , apply based on spray, misting or fogging equipment used. <b>Large Animal:</b> Spray to thoroughly cover entire animal. Charge backrubber. For spot treatment, apply on ears, face or along backline.	
	<b>Rabon<sup>®</sup> 50 WP</b> 		1/2-1 gal. of spray per animal 1/2-1 gal. of solution/ 500 sq. ft.	Do not spray less than 2 weeks apart	On animal, breeding areas, resting areas 	Use a low-pressure coarse spray and apply only to point before runoff. Spray on intended treatment area.	
	<b>Ravap<sup>®</sup> EC*</b> 		1 gal. in 75 gal. 5 oz. in 3 gal.	Do not make direct application to livestock more frequently than once per day	On animal, breeding areas, resting areas 	Spray directly on the animal only to the point of runoff. Thoroughly cover application area where pests congregate.	
	<b>Cylence Ultra<sup>TM</sup></b> Premise Spray 		8 mL/gal. H <sub>2</sub> O 16 mL/gal. H <sub>2</sub> O	Can be reapplied at 10 day intervals if needed	Resting areas 	Use a low-pressure system with a fan type nozzle to uniformly apply the dilution.	
	<b>Cylence Ultra<sup>TM</sup></b> Pest Control Concentrate 		1 Tbsp./gal. H <sub>2</sub> O	Can be reapplied at 7-10 day intervals if needed	Resting areas 	Apply diluted concentrate as a general surface spray.	
	<b>Vapona<sup>®</sup>*</b> Concentrate Insecticide 		1-2 fl. oz./animal as mist spray (diluted solution)	Do not make direct application to livestock more frequently than once per day.	On animal, breeding areas, resting areas, knockdown 	Apply diluted solution as an on-animal spray or as a premise space spray mist.	